

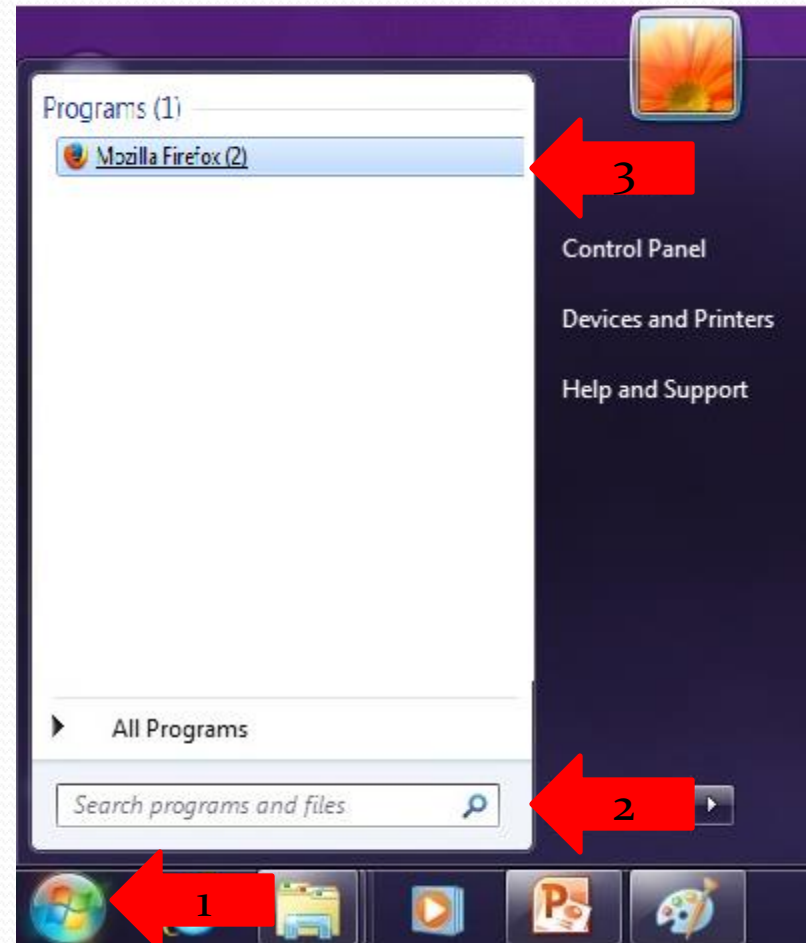
Scantron

- Scantron is a mandatory computer adaptive standardized test used for Math and Reading.
- No need to stress! Scantron testing helps your teachers to learn more about your academic skills in Math and Reading and to develop your **Individualized Learning Plan**.
- All students are required to complete Math today and Reading tomorrow.

Scantron

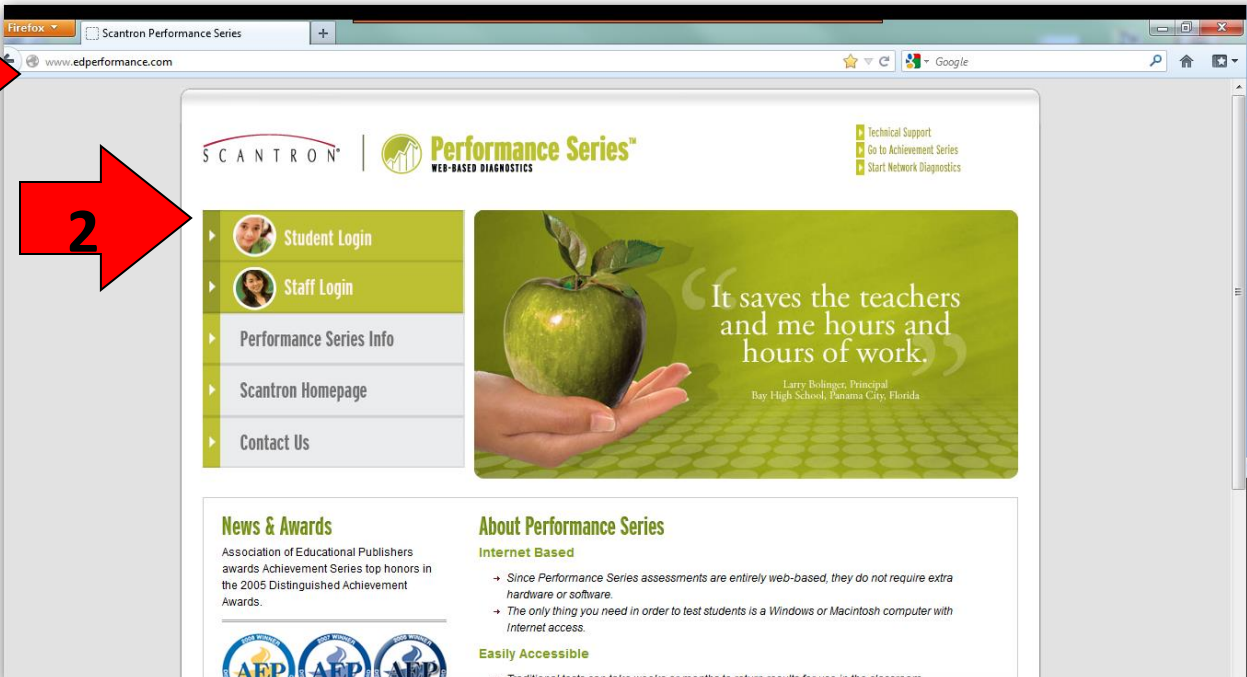
Complete Scantron in Mozilla Firefox.

1. Click on the start menu
2. In the “Search programs and files” box type “Mozilla Firefox.” and press enter.
3. Select Mozilla Firefox.
 - If Mozilla Firefox is not downloaded click on the link in the chat box to download



How to Access the Scantron Assessments

1. Go to the website www.edperformance.com
2. Select Student Login



The screenshot shows a Firefox browser window displaying the Scantron Performance Series website. A red arrow labeled '1' points to the address bar containing the URL www.edperformance.com. Another red arrow labeled '2' points to the 'Student Login' button in the left-hand navigation menu. The website header includes the Scantron logo and 'Performance Series' branding. The navigation menu lists 'Student Login', 'Staff Login', 'Performance Series Info', 'Scantron Homepage', and 'Contact Us'. A central banner features a hand holding a green apple with the text 'It saves the teachers and me hours and hours of work.' and a testimonial from Larry Bolinger, Principal of Bay High School. Below the banner are sections for 'News & Awards' and 'About Performance Series', which highlights that the assessments are internet-based and easily accessible.

How to Access the Scantron Assessments

3. Enter the school site ID : 72-7452-9700 and click Sign In

Performance Series®
WEB-BASED DIAGNOSTICS

GlobalScholar®
Change Language: English ▾

Enter Your Site ID

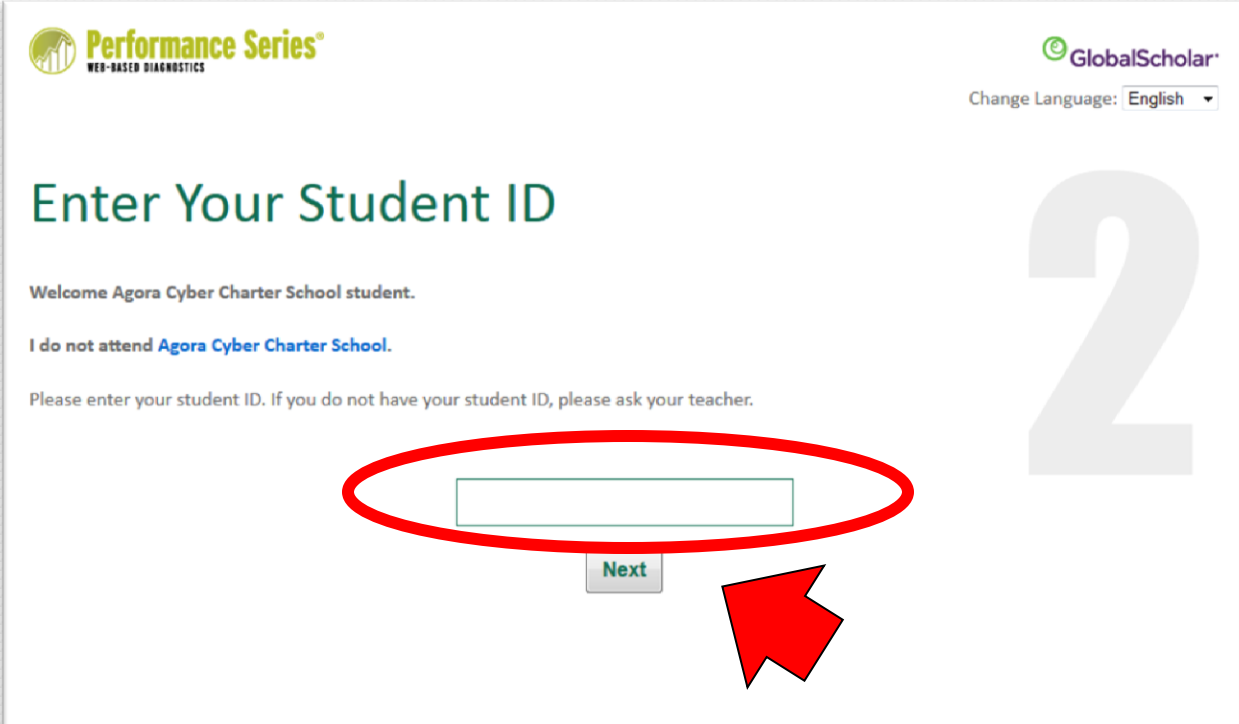
Welcome to GlobalScholar's Performance Series!
Welcome! Please enter your school's Site ID number. If you do not know the Site ID number, please ask your teacher.

Sign In

1

How to Access the Scantron Assessments

4. Enter your student ID number and click Next. Your student id was sent to you through K-mail



The screenshot shows the 'Performance Series' web-based diagnostics interface. At the top left is the 'Performance Series' logo with the tagline 'WEB-BASED DIAGNOSTICS'. At the top right is the 'GlobalScholar' logo and a language selection dropdown set to 'English'. The main heading is 'Enter Your Student ID'. Below this, there are three lines of text: 'Welcome Agora Cyber Charter School student.', 'I do not attend Agora Cyber Charter School.', and 'Please enter your student ID. If you do not have your student ID, please ask your teacher.' A large, light gray number '2' is positioned on the right side of the page. In the center, there is a text input field for the student ID, which is circled in red. Below the input field is a 'Next' button, also highlighted with a red arrow pointing towards it.

Performance Series
WEB-BASED DIAGNOSTICS

GlobalScholar
Change Language: English

Enter Your Student ID

Welcome Agora Cyber Charter School student.

I do not attend Agora Cyber Charter School.

Please enter your student ID. If you do not have your student ID, please ask your teacher.

Next

How to Access the Scantron Assessments

5. Confirm your name.



The screenshot shows a Scantron assessment interface. At the top left is the logo for "Performance Series" with the tagline "WEB-BASED DIAGNOSTICS". The main question is "Are You Elmo Monster". Below the question are two response options: a green checkmark labeled "Yes" and a red X labeled "No".

Performance Series
WEB-BASED DIAGNOSTICS


Are You Elmo Monster

Yes No

How to Access the Scantron Assessments

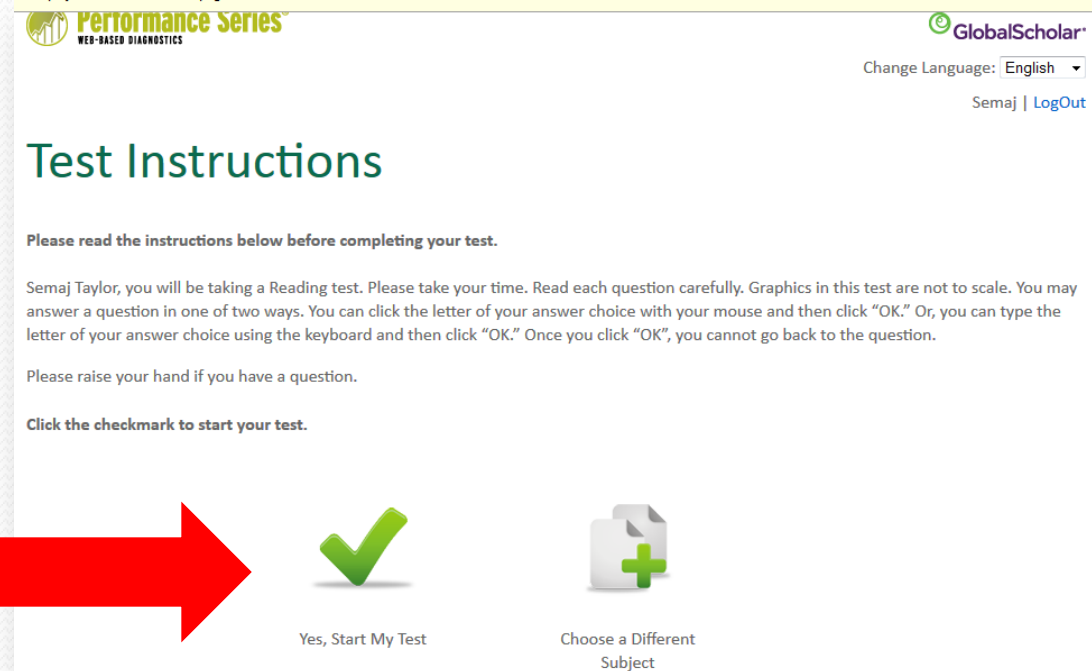
6. Select Mathematics. You will complete Reading tomorrow.

(Do not complete Reading Foundations, Language Arts or Science).



How to Access the Scantron Assessments

7. Read the test instructions and select Yes, Start My Test.



Performance Series
WEB-BASED DIAGNOSTICS

GlobalScholar®
Change Language: English ▾
Semaj | [LogOut](#)


Test Instructions


Please read the instructions below before completing your test.

Semaj Taylor, you will be taking a Reading test. Please take your time. Read each question carefully. Graphics in this test are not to scale. You may answer a question in one of two ways. You can click the letter of your answer choice with your mouse and then click "OK." Or, you can type the letter of your answer choice using the keyboard and then click "OK." Once you click "OK", you cannot go back to the question.

Please raise your hand if you have a question.

Click the checkmark to start your test.

 Yes, Start My Test

 Choose a Different Subject

Completing the Scantron Assessment

Reading

To be in control is to be in _____.

- A. trouble
- B. the right place
- C. shock
- D. charge

 **Performance Series**
WEB-BASED DIAGNOSTICS

Test Stopped

Do you want to return to the test?

Click the green checkmark to return to the test.

Click the red X to stop the test.



Yes, Return to the Test

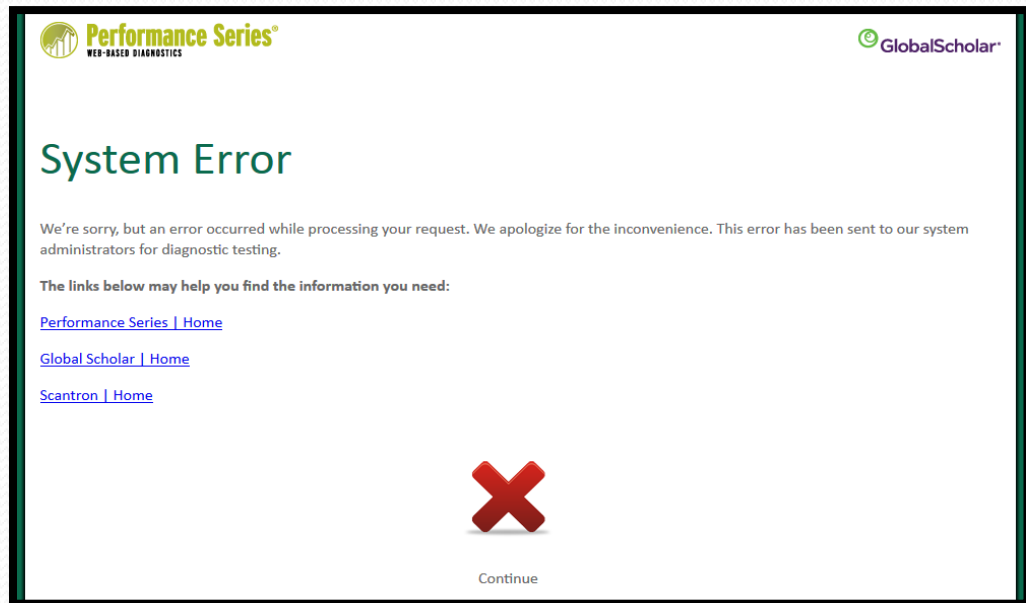


Stop the Test



Completing the Scantron Assessment

- Take your time.
- A system error will occur if you work through the test too quickly or randomly select answers.
- If you receive a system error you are to log back in and resume your test or restart your test.



The screenshot shows a web page with a black border. At the top left is the logo for 'Performance Series' with 'WEB-BASED DIAGNOSTICS' underneath. At the top right is the 'GlobalScholar' logo. The main heading is 'System Error' in a large, teal font. Below this is a paragraph of text: 'We're sorry, but an error occurred while processing your request. We apologize for the inconvenience. This error has been sent to our system administrators for diagnostic testing.' Underneath is a line of text: 'The links below may help you find the information you need:' followed by three blue underlined links: 'Performance Series | Home', 'Global Scholar | Home', and 'Scantron | Home'. At the bottom center is a large red 'X' icon, and below it is the word 'Continue'.

Performance Series
WEB-BASED DIAGNOSTICS

GlobalScholar

System Error


We're sorry, but an error occurred while processing your request. We apologize for the inconvenience. This error has been sent to our system administrators for diagnostic testing.

The links below may help you find the information you need:

[Performance Series | Home](#)

[Global Scholar | Home](#)

[Scantron | Home](#)



Continue

Completing the Scantron Assessment

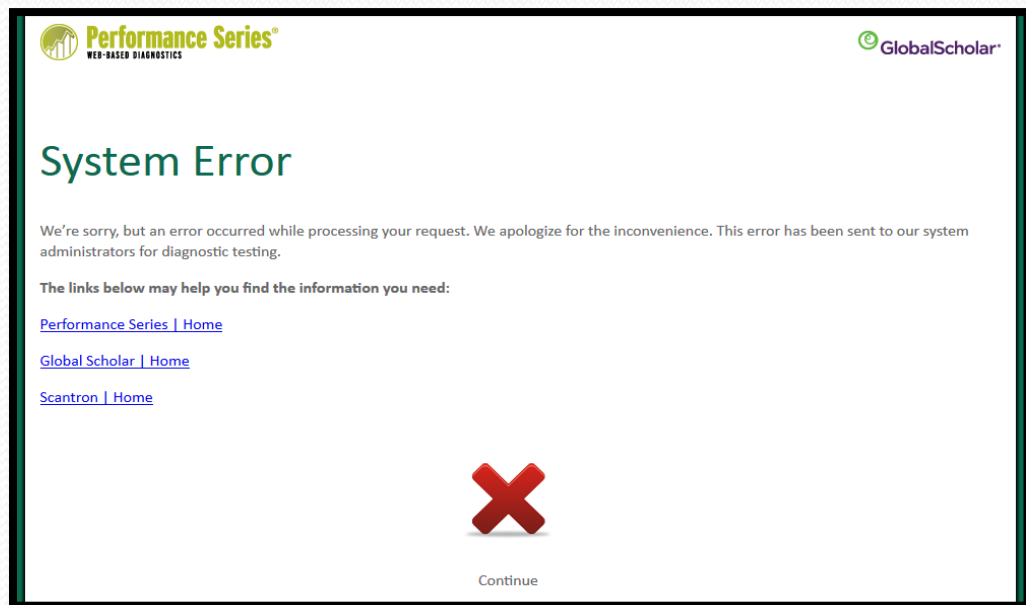
- You will see this screen when you complete the test.
- Click the red **X** above “I’m Done”.



The screenshot shows the completion screen for the Performance Series web-based diagnostics. At the top left is the logo for Performance Series, which includes a globe icon and the text "Performance Series" and "WEB-BASED DIAGNOSTICS". At the top right is the GlobalScholar logo and a language selection dropdown menu set to "English". The main text in the center reads "Congratulations !". Below this is a photograph of four diverse children smiling and giving thumbs up. At the bottom, there is a red "X" button with the text "I'm Done!" underneath it. A small instruction at the bottom left reads: "Congratulations! You finished your test! To close this screen, click the red X, or call your teacher for help."

Completing the Scantron Assessment

- Take your time.
- Read each question carefully and do your best.
- A system error will occur if you work through the test too quickly or randomly select answers.
- If you receive a system error you are to log back into the assessment and resume where you left off. .



The screenshot shows a web page with a white background and a black border. At the top left is the logo for 'Performance Series' with 'WEB-BASED DIAGNOSTICS' underneath. At the top right is the 'GlobalScholar' logo. The main heading is 'System Error' in a teal color. Below this is a paragraph of text: 'We're sorry, but an error occurred while processing your request. We apologize for the inconvenience. This error has been sent to our system administrators for diagnostic testing.' Underneath is a line of text: 'The links below may help you find the information you need:' followed by three blue underlined links: 'Performance Series | Home', 'Global Scholar | Home', and 'Scantron | Home'. At the bottom center is a large red 'X' icon, and below it is the word 'Continue'.

Performance Series
WEB-BASED DIAGNOSTICS

GlobalScholar

System Error


We're sorry, but an error occurred while processing your request. We apologize for the inconvenience. This error has been sent to our system administrators for diagnostic testing.

The links below may help you find the information you need:

[Performance Series | Home](#)

[Global Scholar | Home](#)

[Scantron | Home](#)



Continue

Completing the Scantron Assessment

- You will see this screen when you complete the test.
- Click the red **X** above “I’m Done”.



The screenshot shows the completion screen for the Performance Series web-based diagnostics. At the top left is the logo for Performance Series, which includes a globe icon and the text "Performance Series" and "WEB-BASED DIAGNOSTICS". At the top right is the GlobalScholar logo and a language selection dropdown menu set to "English". The main text in the center reads "Congratulations !". Below this text is a photograph of four diverse children smiling and giving thumbs up. At the bottom of the screen, there is a red "X" icon and the text "I'm Done!". A small instruction at the bottom left of the screen reads: "Congratulations! You finished your test! To close this screen, click the red X, or call your teacher for help."

Scantron Overview

1. Go to www.edperformance.com
 2. Choose **Student login**.
 3. Enter the Site ID: **72-7452-9700** and click **Next**.
 4. Enter your student ID and click **Next**. (***Check your K-Mail for your student id.***)
 5. Confirm your name.
 6. Click **Math** and click **Next**. (**Do not complete Reading Foundations, Language Arts or Science**).
 7. Select Yes, Start My Test.
- Try your best!
 - Complete without support from a parent or learning coach.
 - Read each question carefully then choose an answer and click **Next**.
 - You will receive a Congratulations message when the test is completed.
 - Click **I'm Done**.
 - You will be provided with your test results at a later time.